

**Lesson  
One**

# The Family

**Aims**

By the end of this lesson you should be able to:

- exchange information about self, family, friends, pets, name
- exchange opinions about gender, marital status
- understand and use possessive adjectives: *mi, mis*, etc
- understand and use present tense irregular verbs: *ser, estar*
- understand present tense reflexive verb: *llamarse*

**Context**

This lesson covers situations which are most relevant to:

Edexcel IGCSE Syllabus Topic Area C: House, Home and Daily Routine and, in particular, information about self, family and friends.



Oxford Open Learning

## Hablamos de la familia We talk about the family

Lee los siguientes diálogos y responde a las preguntas en español.

Read the following dialogues and answer the questions in Spanish. A list of helpful vocabulary is given first. Refer back to that as you try to work out what the dialogue means. Don't worry if this seems quite difficult at first – it will get easier!

### Diálogo 1

#### Vocabulario

<b>hábleme</b>	talk to me (formal)
<b>su</b>	your (this is explained in <i>lesson 1</i> below)
<b>estoy</b>	I am (from <b>estar</b> to be)
<b>casado/a</b>	married
<b>mi, mis</b>	my (this is explained in <i>lesson 1</i> below)
<b>la mujer</b>	wife/woman
<b>se llama</b>	is called
<b>usted tiene</b>	you have (formal - from <b>tener</b> to have)
<b>un hijo/a</b>	a child (when talking about family)
<b>Sr / Sra</b>	abbreviated form for <b>señor/a</b> (= Mr/Mrs). It is used to address somebody formally.


Teresa	Hábleme de su familia, Sr. Felipe.
Felipe	Estoy casado y mi mujer se llama Claudia.
Teresa	Usted tiene hijos?
Felipe	Sí, tengo un hijo y una hija.

### Diálogo 2

#### Vocabulario

<b>estás/ estamos/ están</b>	you are/we are/they are (from <b>estar</b> to be)
<b>soy / somos</b>	I am / we are (from <b>ser</b> to be. The different uses of <b>ser/estar</b> are explained in <i>Lesson 1</i> , below)
<b>no estoy</b>	I am not (to make a verb negative, you just add <b>no</b> before)
<b>soltero/a/os/as</b>	single
<b>tenemos / tienes</b>	we have/you have (from <b>tener</b> to have)
<b>un hermano</b>	a brother
<b>una hermana</b>	a sister
<b>hijo/a único/a</b>	only child
<b>tu, tus</b>	your
<b>los padres</b>	parents
<b>jubilado/a/os/as</b>	retired

Gerardo Estás casada, Susana?  
 Susana No, no estoy casada. Estoy soltera. Y tú?  
 Gerardo Estoy casado con Sofía. Tenemos dos hijas, Luisa y Helena. ¿Tienes hermanos?  
 Susana ¡Sí, somos muchos! Tengo tres hermanas y un hermano.  
 Gerardo Yo soy hijo único.  
 Susana ¿Y tus padres?  
 Gerardo Están jubilados.

Activity 1	<u>Responde a las preguntas</u> Answer the questions
	<p>¿Cuál?      What?            ¿Cómo?      How/ What's it like?</p>
	<p><b>Diálogo 1</b></p> <ol style="list-style-type: none"> <li>1. ¿Está casado Felipe?</li> <li>2. Añade dos detalles de la familia de Felipe.</li> </ol> <p><b>Recuerda</b>      <b>Remember</b>            el / la / los / las      the (<i>masculine, feminine and plural forms</i>)            un/una / unos / unas      a/an (<i>masculine, feminine and plural forms</i>)</p> <p><b>Diálogo 2</b></p> <ol style="list-style-type: none"> <li>1. ¿Cuál es el estado civil (<i>marital status</i>) de Gerardo y Susana?</li> <li>2. ¿Cómo es la familia de Gerardo? Da 3 detalles.</li> <li>3. ¿Cómo es la familia de Susana? Da 1 detalle.</li> </ol>

You will have noticed that *estoy casada* and *soy hijo único* are both translated with *I am* (*I am married, I am an only child*). This is because SER and ESTAR both mean TO BE in English but in Spanish they are used differently. This is analysed later on in the course.



### Libro de vocabulario: La familia

### The family

**Libro de vocabulario** means *vocabulary book*. When you see this title, copy the list that follows into a vocabulary book and try to learn it. It is best to have two columns; one Spanish, one English, so that you can cover each one up and test yourself.

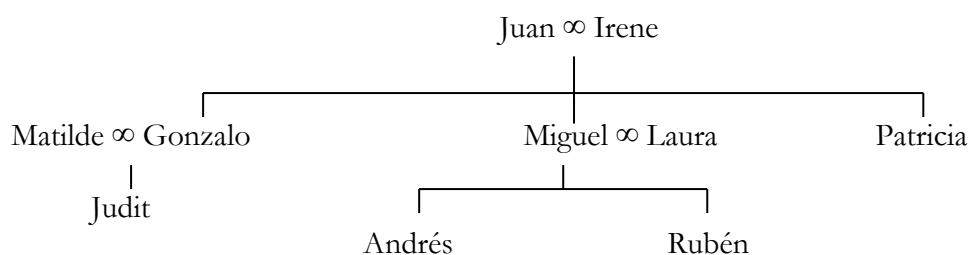
el perro	dog	el abuelo	grandfather
el gato	cat	la abuela	grandmother
el padre	father	los abuelos	grandparents
la madre	mother	la nieta	granddaughter
un hijo	child	el nieto	grandson
el marido	husband	los nietos	grandchildren
la mujer	wife	la nuera	daughter-in-law
un tío	uncle	el yerno	son-in-law
una tía	aunt		

## Un árbol genealógico

## A family tree

### Lee el párrafo siguiente y responde a las preguntas


Read the following passage and answer the questions



Irene es mi mujer.

Tenemos tres hijos: Gonzalo, Miguel y Patricia.

Mi nuera Matilde es la mujer de Gonzalo. Tienen una hija. Mi hijo Miguel es el marido de Laura. Tienen dos hijos. Nuestra hija Patricia no está casada. Somos abuelos. Irene es la abuela y yo soy el abuelo. Nuestra nieta se llama Judit y nuestros nietos se llaman Andrés y Rubén. Patricia es su tía. ¡Ella los adora!

Activity 2	Preguntas
	¿Quién...?                      Who...? ¿Cómo se llama/n... ?        What is/are ... called? ¿Cuántos... ?                    How many...?
	1. ¿Quién habla? 2. ¿Cómo se llama la abuela? 3. ¿Quién es la nieta de Juan? 4. ¿Cómo se llaman los nietos de Irene? 5. ¿Cuántos hijos tienen Irene y Juan? 6. ¿Qué hijo no está casado? 7. ¿Cómo se llaman las tías de Andrés? 8. ¿Quién es el tío de Rubén? 9. ¿Quién es el marido de Laura? 10. ¿Cómo se llaman los padres de Judit?

## Grammar: Possessive adjectives

Here are the possessive adjectives in a table:

Subject	Masculine	Feminine	Plural	Meaning
Yo ( <i>I</i> )	<b>mi</b>	<b>mi</b>	<b>mis</b>	my
Tú ( <i>you</i> )	<b>tu</b>	<b>tu</b>	<b>tus</b>	your
El/ella ( <i>he/she/one</i> )	<b>su *</b>	<b>su *</b>	<b>sus *</b>	his/her/your*
Nosotros/as ( <i>we</i> )	<b>nuestro</b>	<b>nuestra</b>	<b>nuestros/as</b>	our
Vosotros/as ( <i>you</i> )	<b>vuestro</b>	<b>vuestra</b>	<b>vuestros/as</b>	your
Ellos/ellas ( <i>they m or f</i> )	<b>su *</b>	<b>su *</b>	<b>sus *</b>	their/your *

You agree the possessive adjective “nuestro/vuestro/su” with the word that follows. In the case of “su”, it only has singular and plural forms, whereas “nuestro/vuestro” have masculine/feminine/singular and plural forms.

<b>nuestra casa</b>	our house	<b>f</b>
<b>vuestro coche</b>	your car	<b>m</b>
<b>vuestros juguetes</b>	your toys	<b>m, pl</b>
<b>nuestras cosas</b>	our things	<b>f, pl</b>
<b>su escritorio</b>	his/her/your desk	<b>m, sg</b>
<b>su mesa</b>	his/her/your table	<b>f, sg</b>
<b>sus deberes</b>	his/her/your/their homework	<b>m, pl</b>
<b>sus flores</b>	his/her/your/their flowers	<b>m, pl</b>

## \* SU/SUS

*Su/sus* has various meanings, which are usually explained by the situation. Following are the meanings:

SU/SUS
<i>His</i>
<i>Her</i>
<i>Its</i>
<i>your (singular polite)</i>
<i>their (m. &amp; f.)</i>
<i>your (plural polite)</i>

It is important to remember that all *adjectives* assume the *gender* and *number* of the noun they are describing. When it comes to *possessives*, it is the *context* not the word itself that explains the meaning. See below the examples:

- *Pablo tiene su libro* = Pablo has *his* book
- *María tiene su pluma* = María has *her* pen
- *¿Dónde está su corbata, Sr Pedro?* = *Where is your tie, Mr Pedro?* (In Spanish it is very common to address a person you don't know or who is older than you using the polite form "Sr/Sra ...").

This is why it is important at times to include the *subject pronouns* in sentences; without them no one would know who was being talked about!

What happens though if you are trying to say: 'Pablo has *her* book?' This is more complicated and will be explained later...

## Activity 3


**Escribe el adjetivo posesivo adecuado en los espacios en blanco**

Put a suitable possessive adjective in the gap

**Modelo**

\_\_\_\_\_ madre (*our*)


nuestra madre (madre is feminine so **nuestra** is feminine)

	1. _____ padre ( <i>my</i> )	_____ amigos ( <i>their</i> )
	2. _____ hija ( <i>your – tú</i> )	_____ nieto ( <i>our</i> )
	3. _____ tío ( <i>her</i> <i>vosotros</i> )	_____ nuera ( <i>your –</i>
	4. _____ hermano ( <i>his</i> <i>vosotros</i> )	_____ perros ( <i>your –</i>
	5. _____ abuelos ( <i>my</i> )	_____ hijo ( <i>their</i> )

**Activity 4**

**Escribe el adjetivo posesivo adecuado en los espacios en blanco de los siguientes diálogos**

Put a suitable possessive adjective in the gaps in the following dialogues

	<p><b><u>Vocabulario</u></b></p> <p>el lápiz                      pencil</p> <p>el estuche                  pencil case</p> <p>aquí tiene                  here you are (formal)</p> <p>la llave                      key</p> <p>la habitación              room</p> <p>la maleta                    suitcase</p>	
	<p>1. PEPA                      No tengo _____ lápiz.</p> <p>SUSANA                  Está aquí, en _____ estuche.</p>	
<p>2. BERTA                    Sr. Francisco, aquí tiene _____ llaves. Habitación número 452.</p> <p>FRANCISCO              Gracias, mi mujer y yo tenemos _____ maletas en el coche.</p>		

**Verb book**



**Using a verb book**

A verb book is an exercise book where you write down the main verbs in the GCSE syllabus. Every verb has a page of its own. Divide each page into four rectangles, one for each tense (present, perfect, imperfect and future/conditional). Number the pages and use the first page as an index.

Here are the first **four** verbs we are going to learn.

- **Tener** - to have
- **Ser / Estar** - to be
- **Llamarse** – to be called

Verbs change their endings in Spanish according to who or what is doing the action - **the subject**.

There are **six possible endings** which correspond to the **six possible subjects**:

<b>yo</b>	I
<b>tú</b>	you (familiar)
<b>él/ella /usted</b>	he(it)/she(it)/polite singular you
<b>nosotros/as</b>	we
<b>vosotros/as</b>	you (familiar)
<b>ellos/ellas/ustedes</b>	they ( <i>masculine/ feminine</i> )/polite plural you

The difference between **tú/usted - vosotros/ustedes** and **familiar/polite you** is explained further on in this lesson.

**All the verbs in the first Module are present tense, which means the action is happening now, as opposed to in the past or the future.**

### Tener - to have

#### Presente

<b>yo tengo</b> I have	<b>nosotros tenemos</b> we have
<b>tú tienes</b> you have	<b>vosotros tenéis</b> you have
<b>él/ella/usted tiene</b> he/she/polite you has	<b>ellos/ellas/ustedes tienen</b> they <i>m/f</i> - polite plural you have

### Ser - to be

#### Presente

<b>yo soy</b> I am	<b>nosotros somos</b> we are
<b>tú eres</b> you are (familiar)	<b>vosotros sois</b> you are (familiar)
<b>él/ella/usted es</b> he/she/polite you is	<b>ellos/ellas/ustedes son</b> they <i>m/f</i> - polite you are



**Estar - to be****Presente**

yo estoy	I am	<b>nosotros estamos</b>	we are
tú estás	you are (familiar)	<b>vosotros estáis</b>	you are (familiar)
él/ella/usted está	he/she/polite you is	<b>ellos/ellas/ustedes están</b>	they <i>m/f</i> - polite you are

**Llamarse - to be called**

This is a reflexive verb, which means it has extra words, **me, te, se, nos, os, se**. These words are the equivalent of *myself, yourself, him/herself, ourselves, yourselves, themselves*. So **me llamo** really means 'I myself call' (!) They are normally placed before the verb when you conjugate it.

**Presente**

yo me llamo	I am called	<b>nosotros nos llamamos</b>	we are called
tú te llamas	you are called (familiar)	<b>vosotros os llamáis</b>	you are called (familiar)
él/ella/usted se llama	he/she/polite you is called	<b>ellos/ellas/ustedes se llaman</b>	they/polite you are called

We will look at the placement of reflexive pronouns later on in the course.

**Verb endings with noun and proper noun subjects**

Sometimes you have a sentence in which the subject is not **yo/tú/él/ella/nosotros/vosotros/ellos/ellas**. You have a noun, or a proper noun (a name) instead.

Which verb ending do you use with nouns and proper nouns?

**Look at the following:**

- **Las chicas son muy buenas.**

The girls are very kind.

The verb used after **las chicas** is the same as for **ellas** *they f*.

- **Juan es muy divertido.**

Juan is very funny.

The verb used with **Juan** is the same form as for **él** *he*.

- **Mi amigo se llama Pablo.**

My friend is called Pablo.

The verb used with **mi amigo** here is **se llama**, the same form as for **él** *he*.


**Familiar And Polite Uses : Tú/Usted - Vosotros/Ustedes**

In Spanish there are two methods of addressing a person: the *familiar* form and the *polite* form (see verb tables above). The pronouns that correspond to the familiar form are **tú** for the singular and **vosotros** for the plural. For the polite form the singular pronoun is **usted** and the plural is **ustedes**.

You will notice that *you are* (familiar singular) is *eres* and *you are* (polite singular) is *es*, and that *es* has the same form as *he/she is...*

- This is something you have to get used to: when addressing a stranger (*an older person, someone you know only professionally or a stranger*) in the *polite form*, you refer to him/her as if you were saying *he or she*.
- You only address as “*you*” a friend, a younger person, or a member of your family or age range. It should be noted that things are now changing: the familiar form of verbs is being used increasingly, and more will be presented on these details in later sections.
- You will see as we use Spanish in written form how this works in practice.
- If you are a little unclear on this, *Spanish in Three Months* has a very good clear explanation with practice exercises and a *Key*.
- Finally you will notice that the verb forms are single words. This is another feature of Spanish you have to get used to. There will be further explanations of the different verbs later in the Course. It is most important for the moment to *practise and learn verbs by heart*, without worrying too much about understanding. The understanding will come as you proceed into the Course, and you see Spanish in action.

## Prácticas escritas: tener, ser, estar

<b>Activity 5</b>	<p><b>Tener: Present tense.</b></p> <p><b>Escribe la forma correcta del verbo <i>tener</i> en presente en los espacios en blanco.</b></p> <p>Put the right part of the present tense of the verb <i>tener</i> in the gaps.</p>
	<ol style="list-style-type: none"> <li>1. Nosotros _____ dos hermanos.</li> <li>2. Yo _____ una cuñada.</li> <li>3. Ellas _____ dos nietos.</li> <li>4. Las chicas _____ un hermano, Pedro.</li> <li>5. Mi amigo _____ una hermana.</li> </ol>

**Activity 6****Ser: Present tense**

Escribe la forma correcta del verbo *ser* en presente en los espacios en blanco.

Put the right part of the present tense of the verb *ser* in the gaps.



1. Nosotros \_\_\_\_\_ hermanos.
2. Ella \_\_\_\_\_ la mujer de Mariano.
3. Zaira y Maribel \_\_\_\_\_ hermanas.
4. ¿Tú \_\_\_\_\_ el marido de Helena?
5. Nuestra cuñada \_\_\_\_\_ muy buena.

**Activity 7****Estar : Present tense.**

Escribe la forma correcta del verbo *estar* en presente en los espacios en blanco.

Put the right part of the present tense of the verb *estar* in the gaps.




1. Mi madre no \_\_\_\_\_ casada.
2. Él \_\_\_\_\_ jubilado.
3. Tu amiga Laura \_\_\_\_\_ soltera.
4. ¿Tus padres \_\_\_\_\_ jubilados?
5. Yo \_\_\_\_\_ casado con María.

**Activity 8****Tú/Usted - Vosotros/Ustedes.**

Escribe la forma correcta del verbo entre paréntesis en los espacios en blanco.

Write the right form of the verb in brackets in the gaps.



1. Sr. Eloi, ¿usted no \_\_\_\_\_ (tener) hijos?
2. Tú \_\_\_\_\_ (llamarse) Paco.
3. Vosotros \_\_\_\_\_ (estar) casados.
4. Ustedes \_\_\_\_\_ (ser) los padres de Berta.
5. ¿Usted no \_\_\_\_\_ (llamarse) Lidia?

**Activity 9**

Write a paragraph to describe your family, house and pets.



Use the verbs: **tener, ser, estar, llamarse**.  
 Use the possessive adjectives **mi, mis** etc  
 E.g. **Me llamo Nadia y mi familia es muy grande...**

**Investigate!****Practica en internet**

Family vocabulary

Try to practise introductions on the BBC site at:

[www.ool.co.uk/0112ba](http://www.ool.co.uk/0112ba)

**Some Orthographic Remarks**

When you start reading Spanish, you will notice that some words have stress marks (**acentos**). There are some rules to put *acentos* on words but at this level you don't need to learn them. The only ones you might want to consider studying are the ones for verb endings, as they always occur and some words such as the following:

<b>sí</b>	yes	<b>si</b>	if
<b>él</b>	he	<b>el</b>	the (masculine singular)
<b>sólo</b>	only	<b>solo/a</b>	alone
<b>mí</b>	(to/for) me	<b>mi</b>	my
<b>tú</b>	you	<b>tu</b>	your

If you are writing with Word and you want to put a stress mark, hold AltGr key + the vowel and the stress mark will appear.

The letter **ñ** corresponds to a Spanish sound. When writing with Word, you can do this letter by holding the Alt key + 0241.

The **diéresis** is a two-dot mark on the letter u: **ü**. It is used in very few Spanish words that contain **güe/güi** and it means that the **u** has to be pronounced (as opposed to most words with **gue/gui**, where the **u** is not pronounced – *it sounds like “ge” in “get up” or “gi” in “give”*). The most common words are:

**el pingüino** penguin

**la cigüeña** stork

### Skills Checklist

Having studied this lesson, you should now be able to:	YES (✓)	NO (X)
- use possessive adjectives: Tú /Usted – Vosotros/Ustedes		

## Suggested Answers to Activities

### Activity 1 – Hablamos de la familia

#### Diálogo 1

1. Sí, Felipe está casado.
2. La mujer de Felipe se llama Claudia. Felipe tiene un hijo y una hija.

#### Diálogo 2

1. Gerardo está casado. Susana está soltera.
2. *Three details out of these:* la mujer de Gerardo se llama Sofía. Tienen dos hijas. Gerardo es hijo único. Los padres de Gerardo están jubilados.
3. Susana tiene tres hermanas y un hermano.

### Activity 2 – Un árbol genealógico

#### Preguntas

*The information given in brackets is optional. If you answer full sentences (including the information in brackets) it is good practice for you at this stage.*

1. Juan.
2. (La abuela se llama) Irene.
3. Judit (es la nieta de Juan).
4. (Los nietos de Irene se llaman) Judit, Andrés y Rubén
5. (Irene y Juan tienen) tres hijos.
6. Patricia (no está casada).
7. (Las tías de Andrés se llaman) Matilde y Patricia.
8. (El tío de Rubén es) Gonzalo.
9. (El marido de Laura es) Miguel.
10. (Los padres de Judit se llaman) Matilde y Gonzalo.

### Activity 3 – Possessive adjectives

- |                       |                           |
|-----------------------|---------------------------|
| 1. <u>mi</u> padre    | 6. <u>sus</u> amigos      |
| 2. <u>tu</u> hija     | 7. <u>nuestro</u> nieto   |
| 3. <u>su</u> tío      | 8. <u>vuestra</u> nuera   |
| 4. <u>su</u> hermano  | 9. <u>vuestros</u> perros |
| 5. <u>mis</u> abuelos | 10. <u>su</u> hijo        |

### Activity 4 – Possessive adjectives

1. PEPA No tengo mi lápiz.
- SUSANA Está aquí, en tu estuche.
2. BERTA Sr. Francisco, aquí tiene sus llaves. Habitación número 452.
- FRANCISCO Gracias, mi mujer y yo tenemos nuestras maletas en el coche.

### Activity 5 – tener

1. tenemos
2. tengo
3. tienen

4. tienen
5. tiene

### Activity 6 – ser

1. somos
2. es
3. son
4. eres
5. es

### Activity 7 – estar

1. está
2. está
3. está
4. están
5. estoy

### Activity 8 – tú/usted – vosotros/ustedes

1. tiene
2. te llamas
3. estáis
4. son
5. se llama

### Activity 9

*This is only for reference.*

Me llamo Berta y mi familia es bastante grande. Mis padres se llaman Juan y Margarita. Somos tres hermanos. Yo soy la mayor. Mis hermanos pequeños se llaman Mario y Lucas. No tengo tíos pero tengo cuatro abuelos. Mis abuelos paternos se llaman Gloria y Alberto y mis abuelos maternos se llaman Julia y Marcelino.

**abuelos paternos**      *grandparents on your father's side*  
**abuelos maternos**      *grandparents on your mother's side*